



EXPERIENCE THE EXCEPTIONAL

AES-28™

API 682 Vessel Range



Features

- 316 SS vessel and weld pad construction
- 28 litre / 7.309 gal (US) vessel
- Designed and manufactured in accordance with ASME VIII Div 1 and PED 97/23/EC
- Modular design

Benefits

- Robust vessel suitable for a range of challenging environments
- Large barrier fluid capacity for seal cooling
- Suitable for a wide range of arduous environments. Design rating of 45 bar @ 100°C / 652.7 psi @ 212°F
- A number of intrinsically safe and EEXD flame proof instrumentation options can be fitted



The AES-28™ systems are based around a 316 stainless steel, 28 litre / 7.39 US gallon vessel, which comprises a weld pad level gauge and an integral cooling coil as standard. This vessel has a design rating of 45 bar @ 100°C / 652.7 psi @ 212°F.

The AES-28™ vessels are designed and manufactured in accordance with ASME VIII Div.1, approved by notified bodies to cover PED 97/23/EC and certified to GOST. The AES-28™ is available in a choice of three inventoried vessels. This range includes a screwed connection vessel, socket welded vessel and butt welded vessel. A variety of component options are available to adapt the vessel to specific pump applications. These options include electrical equipment, which are intrinsically safe or flame proof.



Standard Offering

Vessel:

Construction: 316 Stainless Steel
Design Rating: 45 bar @ 100°C / 652.7 psi @ 212°F
Capacity: 28 litres / 7.39 US gallons
Designed and manufactured to: ASME VIII Div.1, approved by notified bodies cover PED 97/23/EC and certified to GOST.
Weld Pad: Construction 316 SS
Cooling Coil: Construction 316 SS
PED Compliance

Optional Extras:

Pressure Gauge Assembly (cw instrumented valve)
Pressure Switch: Intrinsically Safe or flame proof
Pressure Transmitter: Intrinsically Safe or flame proof
Level Transmitter: Intrinsically Safe or flame proof
High / Low Level Switch: Intrinsically Safe or flame proof
Vent / Drain / Fill Valve: Screwed, Socket Weld and Butt Weld Options

AESSEAL® CAPI™ 610 & 682 Single and Double range of mechanical seals suited to API 610 V8 & API 682

Please note that the AESSEAL® AES-15™ / AES-12™ Vessel can be used under API 682 if the pump's shaft diameter is below 2.4 inches / 60mm




AES-28™ Vessel Design Options



AES-28™ Vessel with Butt Welded Flanges

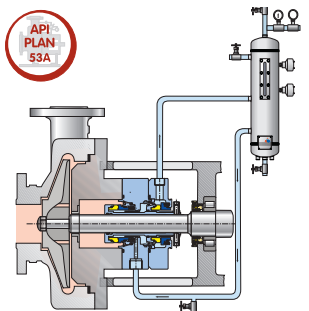
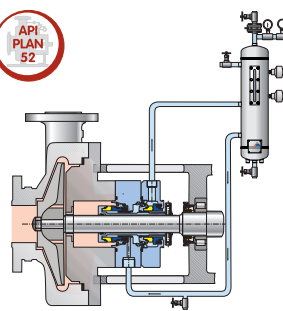


AES-28™ Vessel with Screwed Connections



AES-28™ Vessel with Socket Welded Flanges

Examples of API Piping Plans



Barrier & buffer fluid systems for use with double mechanical seals. AESSEAL® supplies an extensive range of barrier and buffer fluid systems for use with double mechanical seals.

Wherever possible AESSEAL® prefers to supply both the seal and the system. In addition the company will suggest suitable barrier or buffer fluids for most applications, based on extensive field experience. AESSEAL® accepts no responsibility for any problems associated with system design, installation, operation, or the use of an unsuitable barrier or buffer fluid, where the fluid, seal or any part of the system have not been specified and / or supplied by AESSEAL®

This document is designed to provide dimensional information and an indication of availability. For further information and safe operating limits contact our technical specialists at the locations below.



INVESTOR IN PEOPLE

Use double mechanical seals with hazardous products.
 Always take safety precautions:  **WARNING**

- Guard your equipment
- Wear protective clothing

UK Sales & Technical advice:

AESSEAL plc
 Mill Close
 Bradmarsh Business Park
 Rotherham
 S60 1BZ
 United Kingdom

Tel: +44 (0) 1709 369966
 Fax: +44 (0) 1709 720788
 E-mail: seals@aessteel.com

Distributed by:

'Our purpose is to give our customers such exceptional service that they need never consider alternative sources of supply.'

www.aessteel.com

USA Sales & Technical advice:

AESSEAL Inc.
 355 Dunavant Drive
 Rockford
 TN. 37853
 USA

Tel: +1 865 531 0192
 Fax: +1 865 531 0571
 E-mail: usa@aessteel.com

Important: Since the conditions and methods of use of this product are beyond our control, AESSEAL plc expressly disclaims any and all liability resulting or arising from any use of this product or reliance on any information contained in this document - AESSEAL plc standard conditions of sale apply. All sizes are subject to manufacturing tolerances. We reserve the right to modify specifications at any time. AESSEAL® is a Registered Trademark of AESSEAL plc, AESSEAL plc recognizes all trademarks and trademark names as the property of their owners.