



EXPERIENCE THE EXCEPTIONAL

SCUSI™

Short Cartridge Mechanical Seals



- Easy reliable installation
- Self-aligning faces
- Non-clogging internal rotary
- Reduces power consumption
- Balanced seal faces

www.aesseal.com

SCUSI™ - Short Cartridge Mechanical Seal

All quality mechanical seals should fit properly and be “leak-free” in operation. Fluid containment is achieved by precision lapping rotary & stationary faces and keeping the faces in contact. To guarantee these basic requirements all our mechanical seals are hydrostatically pressure tested to ensure they fit the shaft and are leak free, before leaving the factory.

Design evolution begins by compiling test and actual field results and designing out any problems. Design also evolves to ensure that seals produced will fit inside the space envelope dictated by international standards such as ISO 3069, DIN EN 12756 and BS EN 12756 (formerly DIN 24960), ANSI B73.1/2M, API 610 and API 682. All of these standards are evolving, so too must mechanical seals.

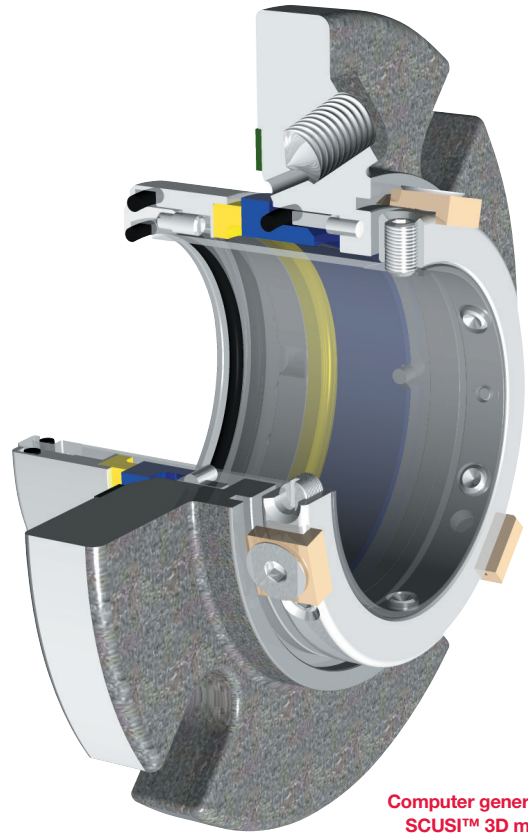
Proven Design - Cartridge Construction

Cartridge seal construction is a proven reliability improvement. Seals pre-assembled at the factory, pressure tested and shipped as a unit, dramatically increase performance as errors due to incorrect installation decline. It is no longer necessary to measure and set spring compression, and assembled seals mean that faces are protected from damage during installation.

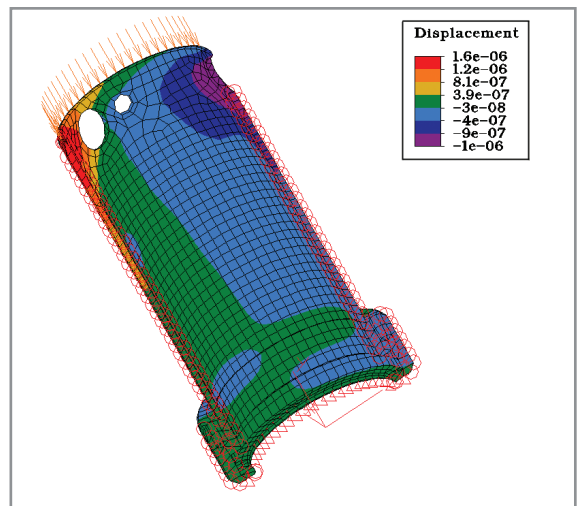
Proven Design - Self-Aligning Faces

The next step in performance maximization is to ensure that seal faces stay loaded and square (90°) to the axis of the rotating shaft. Insertion of gaskets in imprecise rotating equipment make this requirement critical to long-term seal life.

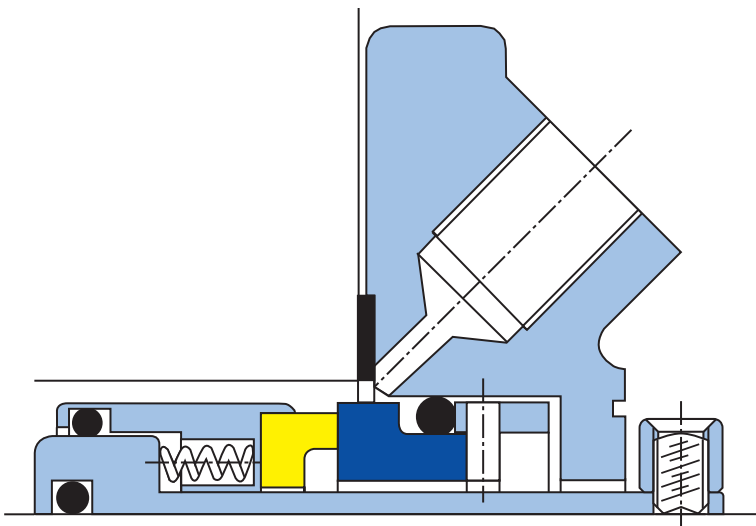
Self-aligning stationary designs, incorporating a spring loaded rotary and a floating stationary face, address the angular misalignment problem. Building on the success of a patented “universal joint self-aligning system”, the SCUSI™ development incorporates improved third generation self-aligning technology.



Computer generated SCUSI™ 3D model



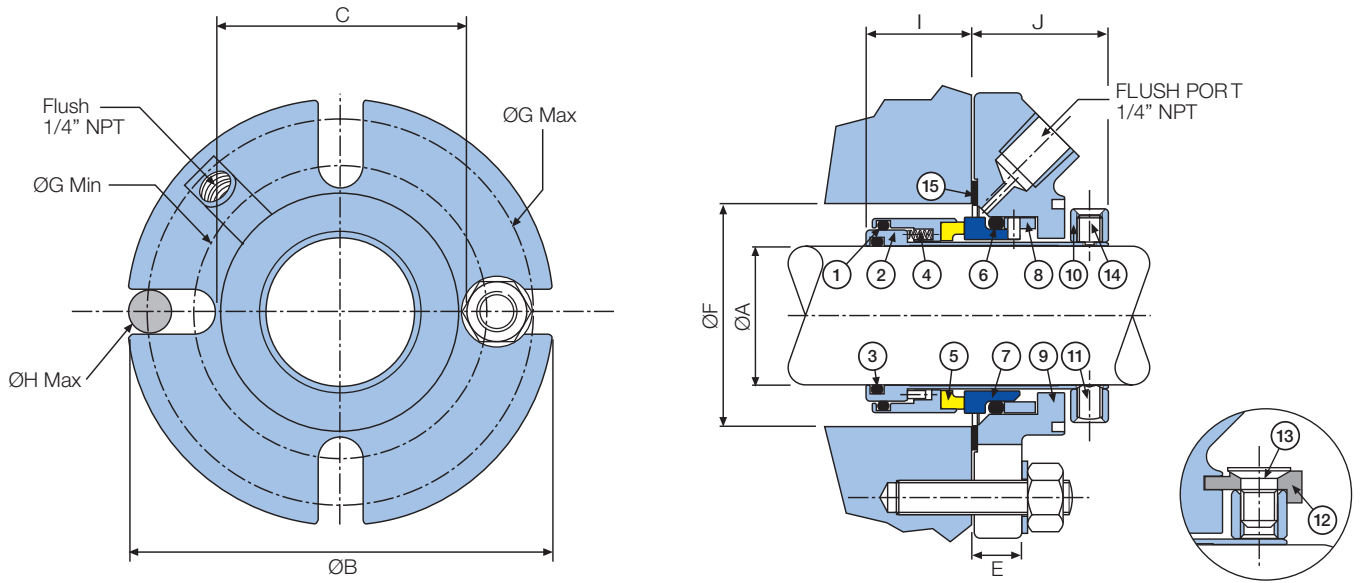
Finite Element Analysis of stress on a SCUSI™ sleeve



With the aid of Finite Element Analysis (FEA), a range of seals were designed to optimize the use of Silicon Carbide. This third generation seal incorporates an improved self-aligning concept and prevents shock damage to Silicon Carbide on start-up, which is the most significant reason for Silicon Carbide damage in other seal designs.

In addition, the spring loaded rotary centrifuges solids away from the seal face and resists clogging, increasing the range of general service applications to include slurries and some abrasives. Faces remain flat, square to the shaft and suspended solids are prevented from crossing the flat seal faces.

SCUSI™ – Dimensional Information



Item	Description	Material	Item	Description	Material
1	Rotary O Ring	Viton® / EPR / Kalrez® / Aflas®	9	Gland	316 Stainless Steel
2	Sleeve	316L Stainless Steel	10	Clamp Ring	316L Stainless Steel
3	Sleeve O Ring	Viton® / EPR / Kalrez® / Aflas®	11	Drive Screws	Stainless Steel
4	Springs	Alloy 276	12	Centring Clips	Hard Plastic
5	Rotary Face	316L SS - Carbon / TC / SiC	13	Clip Screws	Stainless Steel
6	Stationary O Ring	Viton® / EPR / Kalrez® / Aflas®	14	Anti-tamper Screws	Stainless Steel
7	Stationary Face	SiC / Ceramic / TC	15	Gasket	AF1 - GFT
8	Pivot Ring	316L Stainless Steel			

SCUSI™ - Dimensional Information (inches)

A	B	C	E	ØFMin	ØFMax	ØGMin	ØGMax	ØHMax	I	J
1.000	4.125	2.187	0.492	1.625	1.937	2.750	3.625	1/2	1.055	1.354
1.125	4.250	2.312	0.492	1.750	2.062	2.875	3.750	1/2	1.055	1.354
1.250	4.375	2.437	0.492	1.875	2.187	3.000	3.875	1/2	1.055	1.354
1.375	4.375	2.625	0.492	2.000	2.312	3.125	3.875	1/2	1.055	1.354
1.500	5.000	2.875	0.644	2.250	2.500	3.437	4.500	1/2	1.090	1.393
1.625	5.000	2.875	0.644	2.375	2.500	3.437	4.500	1/2	1.090	1.393
1.750	5.250	3.000	0.644	2.500	2.625	3.562	4.750	1/2	1.090	1.393
1.875	5.500	3.312	0.644	2.625	3.000	3.875	5.000	1/2	1.090	1.393
2.000	5.500	3.312	0.644	2.750	3.000	3.875	5.000	1/2	1.150	1.413
2.125	5.750	3.687	0.644	2.875	3.312	4.375	5.125	5/8	1.150	1.413
2.250	5.750	3.687	0.644	3.000	3.312	4.375	5.125	5/8	1.150	1.413
2.375	6.000	3.937	0.644	3.125	3.562	4.625	5.375	5/8	1.150	1.413
2.500	6.250	4.187	0.644	3.375	3.687	4.875	5.625	5/8	1.199	1.413
2.625	6.250	4.187	0.644	3.500	3.750	4.875	5.625	5/8	1.199	1.413
2.750	6.250	4.187	0.644	3.625	3.875	4.875	5.625	5/8	1.199	1.413

SCUSI™ - Dimensional Information (mm)

A	B	C	E	ØFMin	ØFMax	ØGMin	ØGMax	ØHMax	I	J
24	101.6	52.4	12.5	40.0	46.0	66.7	88.9	12	26.8	34.4
25	104.8	55.6	12.5	41.0	49.2	69.9	92.0	12	26.8	34.4
28	108.0	58.7	12.5	44.0	52.4	73.0	95.3	12	26.8	34.4
30	111.0	61.9	12.5	46.0	55.6	76.2	98.4	12	26.8	34.4
32	111.0	61.9	12.5	48.0	55.6	76.2	98.4	12	26.8	34.4
33	111.0	61.9	12.5	49.0	55.6	76.2	98.4	12	26.8	34.4
35	111.0	66.7	12.5	50.8	58.7	79.4	98.4	12	26.8	34.4
38	127.0	73.0	16.4	57.2	63.5	87.3	114.3	12	27.7	35.4
40	127.0	73.0	16.4	57.2	63.5	87.3	114.3	12	27.7	35.4
43	127.0	73.0	16.4	60.3	63.5	87.3	114.3	12	27.7	35.4
45	133.4	76.2	16.4	63.5	66.7	90.5	120.7	12	27.7	35.4
48	139.7	84.1	16.4	66.7	76.2	98.4	127.0	12	27.7	35.4
50	139.7	84.1	16.4	66.7	76.2	98.4	127.0	12	27.7	35.4
53	139.7	84.1	16.4	69.9	76.2	98.4	127.0	12	29.2	35.9
55	146.0	93.7	16.4	73.0	84.1	111.1	130.2	16	29.2	35.9
58	146.0	93.7	16.4	76.2	84.1	111.1	130.2	16	29.2	35.9
60	152.4	100.0	16.4	79.4	90.5	117.5	136.5	16	29.2	35.9
63	158.8	106.4	16.4	85.7	93.7	123.8	142.9	16	30.5	35.9
65	158.8	106.4	16.4	88.9	95.3	123.8	142.9	16	30.5	35.9
70	158.8	106.4	16.4	92.1	98.4	123.8	142.9	16	30.5	35.9

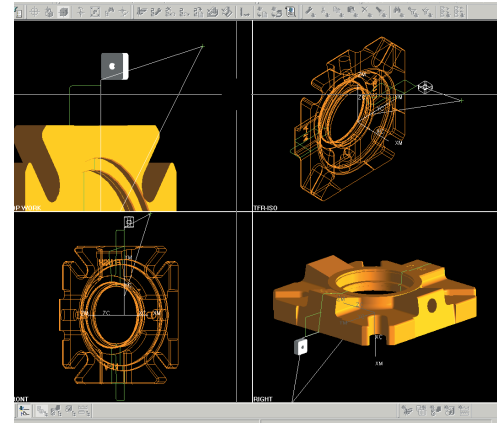
SCUSI™ - Proven Quality Performance

Proven Performance - Standard & Special Seal Ranges

Ideally a mechanical seal can be fitted without modifying the equipment. Many seal installations involve upgrading process equipment from the inefficient use of mechanical packing. A successful conversion to mechanical seals installed in pumps, mixers and other rotating equipment reduces power consumption, eliminates leakage and provides a safer and cleaner working environment.

Proper adaptation sometimes requires slight modifications to standard seals and/or the use of an adaptor plate, so attention to how modifications affect the original seal quality should be considered. A large seal company might have difficulty customizing one seal, leading to unnecessary equipment modifications.

Many smaller seal companies are limited to one “off-the-shelf” product design and component machining is contracted through production-orientated Machine Shop suppliers. Some smaller firms are mainly involved in finished product assembly and lack the technical people and equipment to control and respond to special dimensional requests. AESSEAL® integrates the strengths of both the large and small supplier. The quality system, design engineering expertise and CAD/CAM production control capabilities of a very large company are integrated with the flexibility and responsiveness of a smaller organization.



Integrated CAM programming



CNC controlled inspection of a seal component

ISO 9001 Quality Assurance Program

Commitment to quality is reflected in Stainless Steel polishing and the tracking of raw materials. Designing and machining in an integrated CAD/CAM facility and component inspection are some aspects of the quality assurance system. However, quality must go beyond the manufacturing process and should encompass all of the organization from Product Development through Manufacturing, Distribution, Sales and Technical Service Support.

AESSEAL® is Quality Assured to ISO 9001 (the International Organization for Standardization) BS 5750 Part 1. Adoption of ISO 9001 standards ensures consistent quality from product development to testing, including three years of field trials on the SCUSI™. Quality Assurance certification began at AESSEAL® in 1986 and is evolving through commitment to the EFQM Excellence Model.

The combination of Quality Assurance, proven design features and cartridge construction, with self-aligning faces, extends seal performance.

This document is designed to provide dimensional information and an indication of availability. For further information and safe operating limits contact our technical specialists at the locations below.



Use double mechanical seals with hazardous products.

Always take safety precautions:

WARNING

- Guard your equipment
- Wear protective clothing

UK Sales & Technical advice:

AESSEAL plc
Mill Close
Bradmarsh Business Park
Rotherham, S60 1BZ
United Kingdom

Tel: +44 (0) 1709 369966
Fax: +44 (0) 1709 720788
E-mail: seals@aes seal.com
www.aes seal.com

Distributed by:

'Our purpose is to give our customers such exceptional service that they need never consider alternative sources of supply.'



USA Sales & Technical advice:

AESSEAL Inc.
355 Dunavant Drive
Rockford,
TN. 37853
USA

Tel: +1 865 531 0192
Fax: +1 865 531 0571
E-mail: usa@aes seal.com
www.aes seal.com

Important: Since the conditions and methods of use of this product are beyond our control, AESSEAL plc expressly disclaims any and all liability resulting or arising from any use of this product or reliance on any information contained in this document - AESSEAL plc standard conditions of sale apply. All sizes are subject to manufacturing tolerances. We reserve the right to modify specifications at any time. AESSEAL® is a Registered Trademark of AESSEAL plc, AESSEAL plc recognizes all trademarks and trademark names as the property of their owners.