

# PCPS™ Range

Progressing Cavity Pump Mechanical Seals



- Flared / big bore seal housing
- Available for all designs of progressing cavity pumps
- No pump modification necessary
- Cartridge design
- Balanced, self-aligning seal faces

# PCPS™ - Progressing Cavity Pump Mechanical Seals

- Flared / big bore seal housing
- Available for all designs of progressing cavity pumps
- No pump modification necessary
- Cartridge design
- Balanced, self-aligning seal faces
- Full range of environmental controls available
- Designed to incorporate AESSEAL® modular single or double seal technology

## Exclusive No Compromise PC Pump Seal Design

It has been accepted that mechanical seals can offer significant benefits over compression packing in rotary shaft sealing. The sealing of progressing cavity pumps with a mechanical seal has however generally been adjudged a compromise due to:-

- High viscosity products and low speeds, coupled with limited radial and axial clearances in the conventional stuffing box, exacerbating build-up of solids, reducing liquid film at the seal interface, increasing seal face temperature and reducing seal life
- Difficulty in fitting and correctly setting a conventional mechanical seal
- Expensive pump modifications sometimes being necessary particularly when fitting a double mechanical seal

**AESSEAL® have designed 'flared' and 'big bore' seal housings in full co-operation with leading PC Pump Manufacturers, and as acknowledged by recognized institutions.**

**These designs maximize radial and axial clearances, encourage solids transfer away from the seal faces, reduce heat build up and EXTEND SEAL LIFE.**



## Extended Range Availability

The AESSEAL® PCPS™ range has been developed to incorporate proven, modular designs from our highly acclaimed range of single and double mechanical seals, with multiple face combinations, to cover applications from full vacuum to 20 barg (300 psig).

## Environmental Options

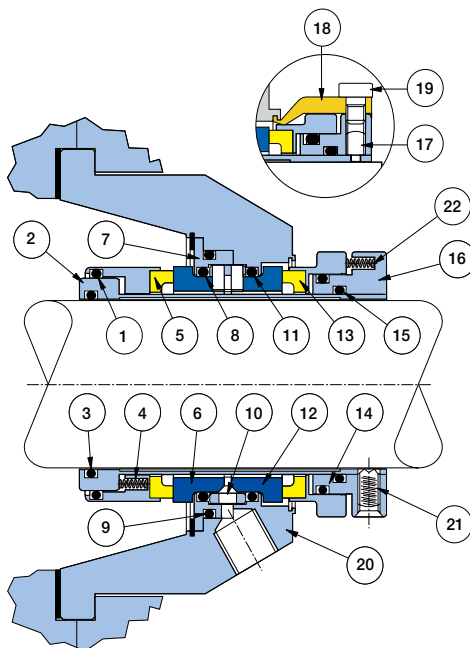
Quench, drain and flush connections can be incorporated in the fully machined gland to accommodate potential for adapting to all product conditions and hazards.

## No Fuss Installation - Cartridge Construction

Cartridge seal construction is a proven reliability improvement. Seals pre-assembled at the factory, pressure tested and shipped as a unit dramatically increase performance. Spring compression is pre-set and seal faces are protected from damage during installation. The clamped seal housing design further reduces installation time, maximizing performance potential.



Photograph by kind permission of seepex UK Ltd., featuring AESSEAL plc PCPS™ with CURC™ seal components.



Typical arrangement (above) showing PCPS™, incorporating CDSA™ double seal components.

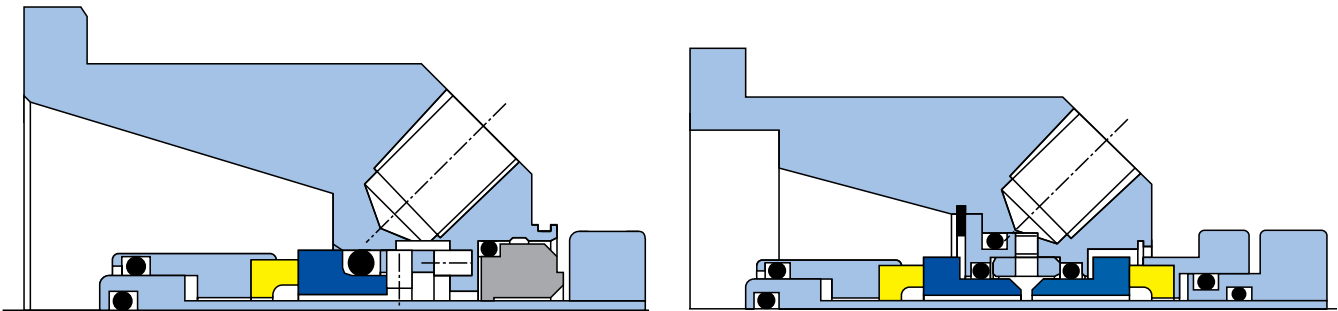
Item	Description	Material
1	Internal Rotary O Ring	Viton® / EPR / Kalrez® / Aflas®
2	Sleeve	316L Stainless Steel
3	Sleeve O Ring	Viton® / EPR / Kalrez® / Aflas®
4	Springs	Alloy 276
5	Inner Rotary Face	Carbon / TC / SiC
6	Inner Stationary Face	TC / SiC
7	Gland Insert	316L Stainless Steel
8	Internal Stationary O Ring	Viton® / EPR / Kalrez® / Aflas®
9	Insert O Ring	Viton® / EPR / Kalrez® / Aflas®
10	Pivot Ring	316L Stainless Steel
11	External Stationary O Ring	Viton® / EPR / Kalrez® / Aflas®
12	Outer Stationary Face	TC / SiC
13	Outer Rotary Face	Carbon / TC / SiC
14	External Rotary O Ring	Viton® / EPR / Kalrez® / Aflas®
15	Clamp Ring O Ring	Viton® / EPR / Kalrez® / Aflas®
16	Clamp Ring	316L Stainless Steel
17	Anti-Tamper Screws	Stainless Steel
18	Centring Clips	Brass
19	Clip Screws	Stainless Steel
20	Seal Housing	316 Stainless Steel
21	Drive Screws	Stainless Steel
22	Springs	Alloy 276

# PCPS™ - Progressing Cavity Pump Mechanical Seals

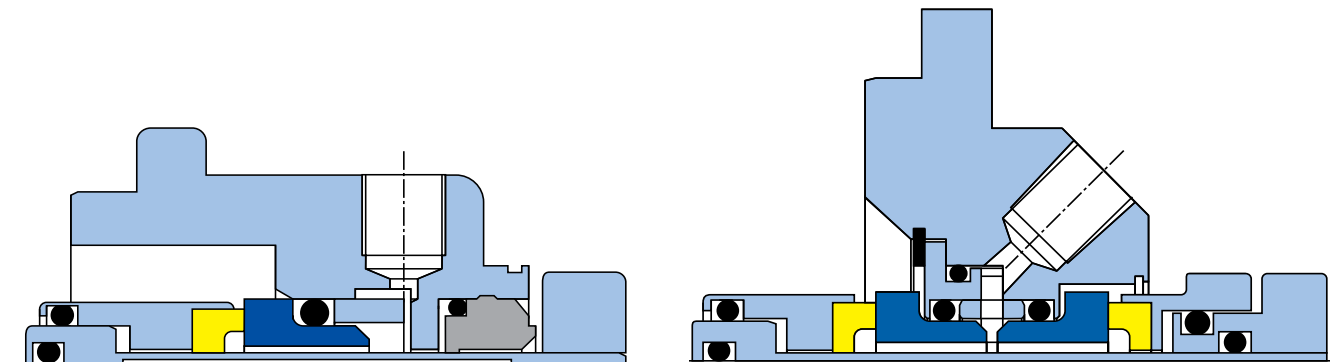
The diagrams below illustrate some of our typical mechanical seal housing sections designed to accommodate components from our full range of single and double cartridge seals.

AESSEAL® PCPS™ range will cover shaft sizes from 1.000" to 6.000" imperial and 25mm to 150mm metric.

AESSEAL® PCPS™ seal details can be provided to meet customer specific applications.



A selection of AESSEAL® seal housing designs for specific progressing cavity pump types.



This document is designed to provide dimensional information and an indication of availability. For further information and safe operating limits contact our technical specialists at the locations below.



Use double mechanical seals with hazardous products.

Always take safety precautions:

- Guard your equipment
- Wear protective clothing

**WARNING**

#### UK Sales & Technical advice:

AESSEAL plc  
Mill Close  
Bradmarsh Business Park  
Rotherham, S60 1BZ  
United Kingdom

Tel: +44 (0) 1709 369966  
Fax: +44 (0) 1709 720788  
E-mail: [seals@aes seal.com](mailto:seals@aes seal.com)  
[www.aes seal.com](http://www.aes seal.com)

Distributed by:

'Our purpose is to give our customers such exceptional service that they need never consider alternative sources of supply.'



#### USA Sales & Technical advice:

AESSEAL Inc.  
355 Dunavant Drive  
Rockford,  
TN. 37853  
USA

Tel: +1 865 531 0192  
Fax: +1 865 531 0571  
E-mail: [usa@aes seal.com](mailto:usa@aes seal.com)  
[www.aes seal.com](http://www.aes seal.com)

**Important:** Since the conditions and methods of use of this product are beyond our control, AESSEAL plc expressly disclaims any and all liability resulting or arising from any use of this product or reliance on any information contained in this document - AESSEAL plc standard conditions of sale apply. All sizes are subject to manufacturing tolerances. We reserve the right to modify specifications at any time. AESSEAL® is a Registered Trademark of AESSEAL plc, AESSEAL plc recognizes all trademarks and trademark names as the property of their owners.